



TAPESTRY
ONLINE LEARNING
JOURNAL

Tapestry Online Learning Journal

What is Tapestry?

- ▶ Tapestry is an online learning journal system
- ▶ There is an app and browser version available
- ▶ We can use it to record children's learning and development using tablet devices and PCs
- ▶ We can set you up as parents with your own secure logins so you can view your child's/class profile
- ▶ When your child moves up the school, we can export a PDF copy of your child's journal and a ZIP file including photos and videos for you
- ▶ If they move to another setting also using Tapestry, their journal can be transferred across as well as your account

Why are we using Tapestry?

- ▶ We can upload media, meaning you can see pictures and videos of what your child is really up to whilst they are with us
- ▶ There are greater opportunities to extend your child's learning at home – you will be able to follow on from what they have done at school

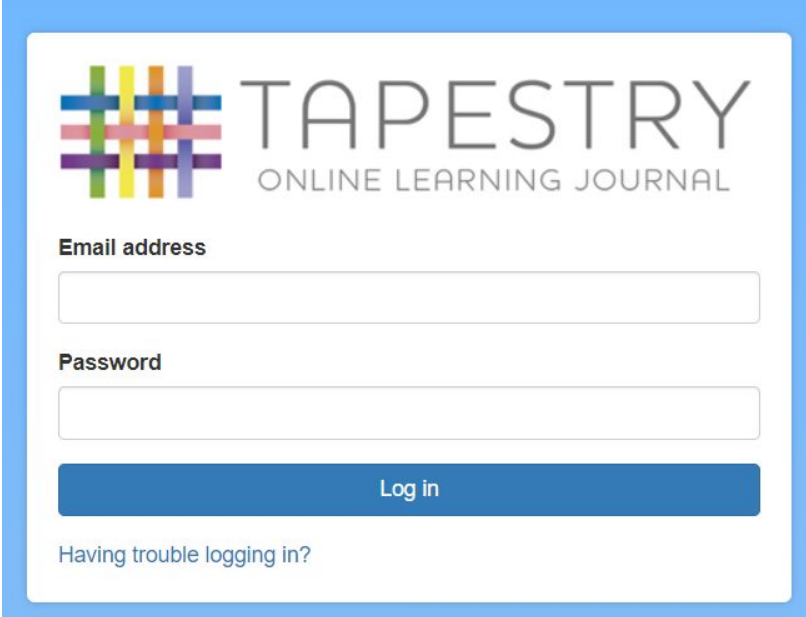
How is the data kept safe?

- ▶ A password is required to access Tapestry, remember the stronger the password you set, the more secure your account is
- ▶ You are linked manually to your child/children so you can only view observations for them
- ▶ We don't need to store any of the data entered onto Tapestry, they store it for us on secure cloud servers within the EU
- ▶ Data is stored separately for each school
- ▶ Tapestry's developers and support personnel require our permission to access our Tapestry account
- ▶ For more information about Tapestry security you can go on their website <https://tapestry.info/security.html>



Logging in

- ▶ To login to Tapestry we will need to have an email address for you
- ▶ Once you activate your account you can then login using your email and password
- ▶ You can reset your password by email if you forget it
- ▶ Passwords are case sensitive
- ▶ Remember to set a strong password
- ▶ You can read this article for some guidance on how to set a strong and memorable password
<https://eyfs.info/forums/topic/47249-password-setting-advice/>



The screenshot shows the login interface for Tapestry Online Learning Journal. It features the logo at the top left, followed by the text 'TAPESTRY ONLINE LEARNING JOURNAL'. Below this are two input fields: 'Email address' and 'Password'. A blue 'Log in' button is positioned below the password field. At the bottom left, there is a link that says 'Having trouble logging in?'.

Observations

- ▶ When you login to your account you will be able to see any observations for your child that have been added to their journal
- ▶ You will be able to see any photos/videos/audio files/documents attached to the observation, though if it's a group one, this will depend on whether all of you giving your consent for other relatives to see photos/videos including your child
- ▶ Underneath the media you will see the notes, so the actual observation

Listening to a story

Authored by Emily Tapestry added 17 Apr 2017 11:47 AM

Proppy Kelly

Export

Like



Tapestry Nursery has given you permission to download these photos and videos

Notes

This morning, after we had all tidied up, we sat on the number carpet where one of our teachers read a story about a little girl who is searching for a star. (Laura's Star). We all listened really well and discussed various aspects of the story. We each made our own predictions of what might happen next and how we think the story might end

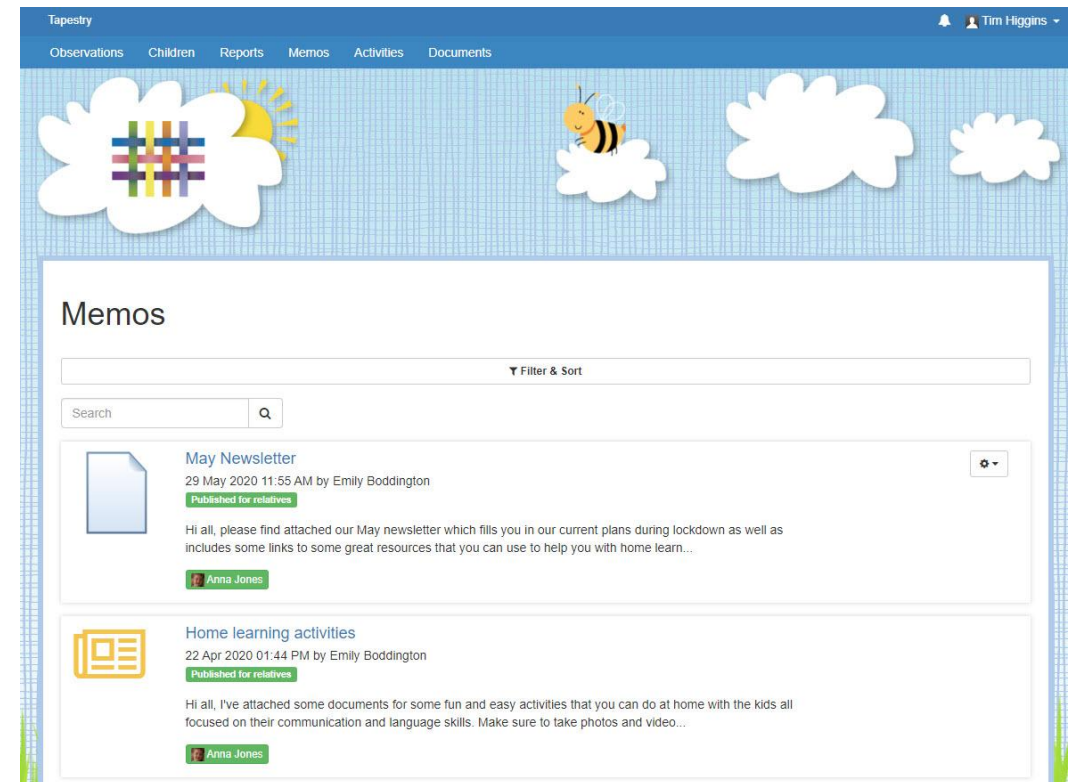
Comments

Add a comment

Add Reply

Memos

- ▶ Memos allow us to share messages with you such as reminders and celebrations of our learning in class
- ▶ They are separate to observations

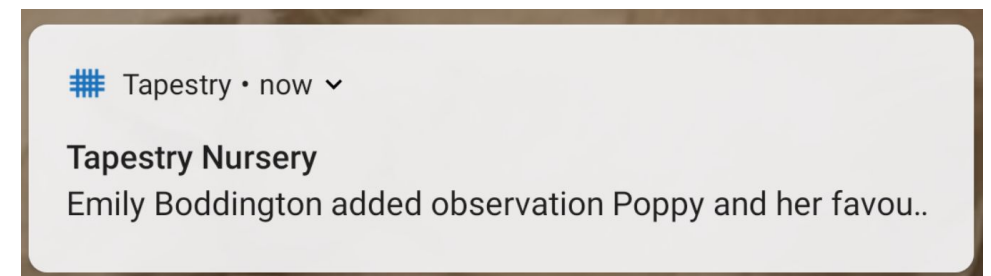
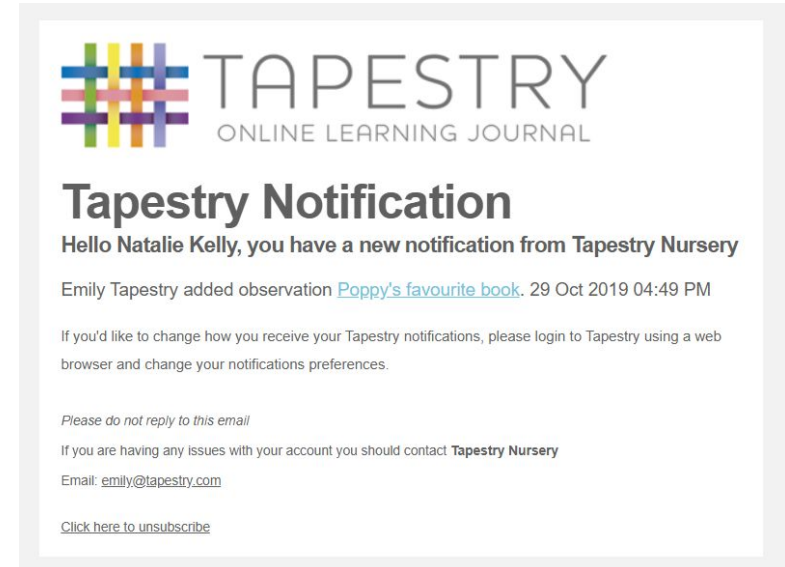


The screenshot displays the Tapestry Online Learning Journal interface. At the top, there is a navigation bar with the following menu items: Observations, Children, Reports, Memos, Activities, and Documents. The user's name, Tim Higgins, is visible in the top right corner. Below the navigation bar, there is a decorative header area with a blue grid background, featuring a large white flower with the Tapestry logo, a bee on a cloud, and other white cloud-like shapes. The main content area is titled "Memos" and includes a search bar and a "Filter & Sort" dropdown menu. Two memos are listed:

- May Newsletter**
29 May 2020 11:55 AM by Emily Boddington
Published for relatives
Hi all, please find attached our May newsletter which fills you in our current plans during lockdown as well as includes some links to some great resources that you can use to help you with home learn...
Anna Jones
- Home learning activities**
22 Apr 2020 01:44 PM by Emily Boddington
Published for relatives
Hi all, I've attached some documents for some fun and easy activities that you can do at home with the kids all focused on their communication and language skills. Make sure to take photos and video...
Anna Jones

Notifications

- ▶ If you would like to receive notifications it's possible to receive email notifications immediately, daily or weekly
- ▶ There are different notifications for things like new observations
- ▶ On the app (only on the new version) you can also receive push notifications



Care Diary

- ▶ We can use the Care Diary on Tapestry to share with you any toileting entries.
- ▶ It's only available on the browser version of Tapestry

Care Diary

30/10/2019



Poppy Kelly

Meal

Time 12:00 PM

Meal name Lunch

Food Most of tuna sandwich

Drink Water 100ml

Created by Emily Tapestry

Write a comment..

